



## Finco Treasury Management Ltd. - MiFID II RTS 28 Report

**Class of Client:** Professional Client


**Class of Instrument:** Debt Instruments - Bonds

---

**Notification if <1 average trade per business day in the previous year** Y

---

<b>Top five execution venues ranked in terms of trading volumes (descending order)</b>	<b>Proportion of volume traded as a percentage of total in that class</b>	<b>Proportion of orders executed as a percentage of total in that class</b>	<b>Percentage of Passive Orders</b>	<b>Percentage of Aggressive Orders</b>	<b>Percentage of Directed Orders</b>
UBS (BFM8T61CT2L1QCCEMIK50)	99.87%	95.83%	100.00%	0.00%	0.00%
Malta Stock Exchange (5299009CKES2S5E3YG94)	0.13%	4.17%	66.67%	33.33%	0.00%



## Finco Treasury Management Ltd. - MiFID II RTS 28 Report

**Class of Client:** Professional Client

**Class of Instrument:** Equities - Shares & Depositary Receipts - Tick size liquidity bands 5 and 6 (from 2000 trades per day)

**Notification if <1 average trade per business day in the previous year** Y

<b>Top five execution venues ranked in terms of trading volumes (descending order)</b>	<b>Proportion of volume traded as a percentage of total in that class</b>	<b>Proportion of orders executed as a percentage of total in that class</b>	<b>Percentage of Passive Orders</b>	<b>Percentage of Aggressive Orders</b>	<b>Percentage of Directed Orders</b>
UBS (BFM8T61CT2L1QCCEMIK50)	100.00%	100.00%	0.00%	100.00%	0.00%




## Finco Treasury Management Ltd. - MiFID II RTS 28 Report

**Class of Client:** Professional Client

**Class of Instrument:** Exchange traded products (Exchange traded funds, exchange traded notes and exchange traded commodities)

**Notification if <1 average trade per business day in the previous year** Y

<b>Top five execution venues ranked in terms of trading volumes (descending order)</b>	<b>Proportion of volume traded as a percentage of total in that class</b>	<b>Proportion of orders executed as a percentage of total in that class</b>	<b>Percentage of Passive Orders</b>	<b>Percentage of Aggressive Orders</b>	<b>Percentage of Directed Orders</b>
UBS (BFM8T61CT2L1QCCEMIK50)	100.00%	100.00%	0.00%	100.00%	0.00%



## Finco Treasury Management Ltd. - MiFID II RTS 28 Report

**Class of Client:** Retail Client

**Class of Instrument:** Debt Instruments - Bonds

---

**Notification if <1 average trade per business day in the previous year** N

---

<b>Top five execution venues ranked in terms of trading volumes (descending order)</b>	<b>Proportion of volume traded as a percentage of total in that class</b>	<b>Proportion of orders executed as a percentage of total in that class</b>	<b>Percentage of Passive Orders</b>	<b>Percentage of Aggressive Orders</b>	<b>Percentage of Directed Orders</b>
UBS (BFM8T61CT2L1QCCEMIK50)	84.10%	77.34%	100.00%	0.00%	0.00%
Malta Stock Exchange (5299009CKES2S5E3YG94)	15.90%	22.66%	39.39%	60.61%	0.00%



## Finco Treasury Management Ltd. - MiFID II RTS 28 Report

**Class of Client:** Retail Client

**Class of Instrument:** Debt Instruments - Money markets instruments

---

**Notification if <1 average trade per business day in the previous year** Y

---

<b>Top five execution venues ranked in terms of trading volumes (descending order)</b>	<b>Proportion of volume traded as a percentage of total in that class</b>	<b>Proportion of orders executed as a percentage of total in that class</b>	<b>Percentage of Passive Orders</b>	<b>Percentage of Aggressive Orders</b>	<b>Percentage of Directed Orders</b>
UBS (BFM8T61CT2L1QCCEMIK50)	100.00%	100.00%	100.00%	0.00%	0.00%



## Finco Treasury Management Ltd. - MiFID II RTS 28 Report

**Class of Client:** Retail Client

**Class of Instrument:** Equities - Shares & Depository Receipts - Tick size liquidity bands 1 and 2 (from 0 to 79 trades per day)

**Notification if <1 average trade per business day in the previous year** N

<b>Top five execution venues ranked in terms of trading volumes (descending order)</b>	<b>Proportion of volume traded as a percentage of total in that class</b>	<b>Proportion of orders executed as a percentage of total in that class</b>	<b>Percentage of Passive Orders</b>	<b>Percentage of Aggressive Orders</b>	<b>Percentage of Directed Orders</b>
Malta Stock Exchange (5299009CKES2S5E3YG94)	91.43%	87.58%	44.49%	54.96%	0.00%
UBS (BFM8T61CT2L1QCCEMIK50)	8.57%	12.42%	0.00%	100.00%	0.00%




## Finco Treasury Management Ltd. - MiFID II RTS 28 Report

**Class of Client:** Retail Client

**Class of Instrument:** Equities - Shares & Depositary Receipts - Tick size liquidity bands 3 and 4 (from 80 to 1999 trades per day)

**Notification if <1 average trade per business day in the previous year** Y

<b>Top five execution venues ranked in terms of trading volumes (descending order)</b>	<b>Proportion of volume traded as a percentage of total in that class</b>	<b>Proportion of orders executed as a percentage of total in that class</b>	<b>Percentage of Passive Orders</b>	<b>Percentage of Aggressive Orders</b>	<b>Percentage of Directed Orders</b>
UBS (BFM8T61CT2L1QCCEMIK50)	100.00%	100.00%	0.00%	100.00%	0.00%



## Finco Treasury Management Ltd. - MiFID II RTS 28 Report

**Class of Client:** Retail Client

**Class of Instrument:** Equities - Shares & Depositary Receipts - Tick size liquidity bands 5 and 6 (from 2000 trades per day)

**Notification if <1 average trade per business day in the previous year** N

<b>Top five execution venues ranked in terms of trading volumes (descending order)</b>	<b>Proportion of volume traded as a percentage of total in that class</b>	<b>Proportion of orders executed as a percentage of total in that class</b>	<b>Percentage of Passive Orders</b>	<b>Percentage of Aggressive Orders</b>	<b>Percentage of Directed Orders</b>
UBS (BFM8T61CT2L1QCCEMIK50)	100.00%	100.00%	0.00%	100.00%	0.00%






## Finco Treasury Management Ltd. - MiFID II RTS 28 Report

**Class of Client:** Retail Client

**Class of Instrument:** Exchange traded products (Exchange traded funds, exchange traded notes and exchange traded commodities)

**Notification if <1 average trade per business day in the previous year** N

<b>Top five execution venues ranked in terms of trading volumes (descending order)</b>	<b>Proportion of volume traded as a percentage of total in that class</b>	<b>Proportion of orders executed as a percentage of total in that class</b>	<b>Percentage of Passive Orders</b>	<b>Percentage of Aggressive Orders</b>	<b>Percentage of Directed Orders</b>
UBS (BFM8T61CT2L1QCCEMIK50)	100.00%	100.00%	0.00%	100.00%	0.00%



## Finco Treasury Management Ltd. - MiFID II RTS 28 Report

**Class of Client:** Retail Client

**Class of Instrument:** Other instruments

---

**Notification if <1 average trade per business day in the previous year** Y

---

<b>Top five execution venues ranked in terms of trading volumes (descending order)</b>	<b>Proportion of volume traded as a percentage of total in that class</b>	<b>Proportion of orders executed as a percentage of total in that class</b>	<b>Percentage of Passive Orders</b>	<b>Percentage of Aggressive Orders</b>	<b>Percentage of Directed Orders</b>
UBS (BFM8T61CT2L1QCCEMIK50)	100.00%	100.00%	33.33%	66.67%	0.00%



## Finco Treasury Management Ltd. - MiFID II RTS 28 Report

**Class of Client:** Retail Client

**Class of Instrument:** Securitized Derivatives - Warrants and Certificate Derivatives

---

**Notification if <1 average trade per business day in the previous year** Y

---

<b>Top five execution venues ranked in terms of trading volumes (descending order)</b>	<b>Proportion of volume traded as a percentage of total in that class</b>	<b>Proportion of orders executed as a percentage of total in that class</b>	<b>Percentage of Passive Orders</b>	<b>Percentage of Aggressive Orders</b>	<b>Percentage of Directed Orders</b>
UBS (BFM8T61CT2L1QCCEMIK50)	100.00%	100.00%	100.00%	0.00%	0.00%